



Volume 16, Issue 4

May, 2015



**Phyllis Weidman President**

*Photo by Kelly Hall*

## **A MESSAGE FROM OUR PRESIDENT**

Many people labor behind the scenes of the Society to make every event a success. Spencer Sorenson organizes the Vendors Day. He contacts the vendors – this year we had six – makes a layout of the room, decides how many tables, organizes volunteers, and makes sure all goes smoothly. He then dismantles the event and thanks all for their service. What a wonderful attendance—a record number of people. We hope the vendors were equally pleased.

Ted Piekutowski does the Club Plant Sale. He has for the last two years. He selects the plants for the year, collects the

members' orders, places the order with the grower, and makes sure you get what you ordered. Nice plants, Ted!

Work Day at the Garden is my day. I love working at the Garden and it is so much fun seeing others helping make a difference in the hosta area. Seventeen people came with shovels to dig, move plants, hostas, and a lot more. You should be proud of the area we have helped create.

The Missouri Botanical Garden Plant Sale is one of our money making projects. We need to thank all the people who donate plants for the sale. This year special thanks goes to Nancy and Arlie Tempel. They have always been there for the society, behind the scenes working to make it better. This year they let a digging crew come to their garden to dig plants for the sale. We need to also thank all those who work the sale which includes the Friday night setup and Saturday/Sunday sales. It is a big project.

I cannot mention all those behind the scenes helpers, but if you happen to notice someone doing even the littlest thing, remember to say THANK YOU. It is all the little things and all the behind the scene workers that make this group so successful.

Now get out there and enjoy your garden. See you at Mike and Sharon's on the 17<sup>th</sup>.

*Phyllis*





## Don't Miss It!

**MAY 1-3**

### St. Louis Hosta Society Plant Sale Missouri Botanical Garden – Beaumont Room

Setup: Friday, May 1, starting at 5:00 PM

Sale days: Saturday May 2, 9:00 – 5:00

Sunday May 3, 9:00 – until sold out

Set up for the sale begins on Friday evening at 5:00 PM at the Missouri Botanical Garden in the Beaumont Room. This is the smaller of the two meeting rooms located on the West side of Ridgeway Center. We will again be sharing this space with the St. Louis Bonsai Society.

Please drop off your donations during this setup period (and maybe stay awhile to help). We will be covering tables with plastic, pricing donations, then placing them in alphabetical order on the display tables. It doesn't take long if there are many hands to help. If you are unable to bring your plants on Friday, please bring them on Saturday morning before 9:00 AM.

Remember, the plant sale is one of our Society's biggest fund raisers. Monies from this sale pay the costs associated with publishing the society newsletter, maintaining its website, speakers, facilitating community projects such as MoBot hosta bed enhancements, covering partial costs of the holiday party, plus our many other activities. All donations and help are greatly appreciated.

## This is worth mentioning each spring!

### Be Proactive – Start your controls early

**Southern Blight:** Bayer Advanced All-In-One Rose and Flower Care or Bayer Advanced Disease Control for Roses, Flowers and Shrubs – 3 systemic products in one that control insects and diseases, while fertilizing the plant. This is an excellent product to use to control Southern Blight on hostas. Read the label to make sure one of the active ingredients is Tebuconazole.

**Slugs: Deadline** - a very hard little turquoise pellet which contains yeast (to attract the slugs) and Metaldehyde which causes them to stop feeding and kills them. **OR Sluggo** - a blend of an iron phosphate based ingredient and bait additives. The bait additives are attractive to snails and slugs and lure them from their hiding places. Once snails or slugs ingest **Sluggo**, they stop eating plants and die within 3-6 days. Pellets, which are not ingested by snails or slugs, will biodegrade and become part of the soil in your garden. **Sluggo** is approved for organic gardening. Do this now; don't wait until holes appear on your hosta leaves.



## **Garden Walk and Meeting**

**May 17, 1:00 PM**

**Beautiful home of Mike and Sharon Schmitt  
39 Saint Nicholas Ct  
O'Fallon, MO 63366**

Our May meeting will be held at the O'Fallon home of our hospitality chairs, Sharon and Mike Schmitt. It is hard to decide what the best feature of this beautiful garden is. Could it be the back hillside with its

4,000 gallon pond and waterfall, or the peaceful patio with its columned pergola and tiered terrace, or the many hostas and companion plants that grace all sides of their home?

This is the perfect time to view this award winning garden. Bring a lawn chair, a snack to share with other members and your beverage of choice. Sit a spell and talk with Mike and Sharon and hear how they converted a practically plantless suburban yard into a showplace.

### **Directions:**

**Route 1:** Take I-70 West to Byran Rd (Exit 216), turn right. Turn right onto the outer road (West Terra Ln). Turn left onto N. Central Dr. When you reach Elaine Dr., make a left. Go past the railroad tracks and take the first right inside the subdivision onto St. Joachim Dr. Then make a right onto St. Gemma and keep going straight. St. Gemma changes to St. Nicholas Ct. The Schmitt home is #39 at the top of the hill.

**Route 2:** Take I-40/64 West to Winghaven (Exit 6). Turn right onto Winghaven. This will change to Byran Rd. Continue until you pass I-70. Turn right onto the outer road (West Terra Ln). Turn left onto N. Central Dr. Make a left onto Elaine Dr. Take the first right inside the subdivision on St. Joachim Dr. Turn right on St. Gemma and keep going straight. St. Gemma changes to St. Nicholas Ct. The Schmitt home is #39 at the top of the hill.

**Note:** Part of Elaine Dr. is undergoing reconstruction. Please **DO NOT** enter Elaine Dr. from the outer road West Terra Ln. Use N. Central Dr.

## **WELCOME NEW MEMBERS!**

**Jane Herzog of Oakville, MO  
Tammy Lewis of Highland, IL**

We hope that you both will join us at the Schmitt's garden walk and the July member auction. For all members, new or old times, these events are the perfect time to get to know each other.

## **In Memoriam**


We are deeply saddened by the death of fellow Society member Phil Brammer. Phil passed away on April 15, 2015. Besides being a hosta enthusiast and lover of gardens, Phil and his wife Carol were long time members of our society. Phil could usually be found with a camera strap around his neck gleefully snapping pictures of flowers and fellow society members. On behalf of the Society, we extend our sympathies to his wife Carol and their family. He will be missed.




## April - Work Day at the Missouri Botanical Garden



Jeff Heinrich is busy moving smaller hostas closer to the front of their beds.




Jim Weidman moves hostas from under a crabapple to a new area that used to be a pathway.



Karen Frimel removes parts of a groundcover that had spread over its boundaries.



MoBot project chair Phyllis Weidman finds a new home for one of the larger hostas.



Vicky Reeves digs holes for plants in an area that used to be a pathway between two beds.




Lucky Barb Moreland rides with MoBot staff member Darmon Williams to fetch more pots.



Joyce Fry makes labels as Ted Piekutowski and Mary Jones pot excess plants.



Melissa Byrd and Dave Poos trim back a huge bed of sensitive ferns. A third of this bed needed to be removed.



Ralph Merola waits to pot up a division that will be put in the plant sale.





Mary Jones, Spence Sorenson, Jolly Ann Whitener and Barb Moreland divide plants in one of the beds.

Each year, The Garden's hosta beds get better and better thanks to all our members who gave their time on an April Saturday morning.

Special thanks to Phyllis Weidman for her leadership in this very worthwhile project.



Pam Wolkowitz and Melissa Byrd ponder how to remove H. 'Atlantis' while Dave Poos waits, his shovel ready.



## The Crew

Front: Ralph Merola, Darmon Williams, Phyllis Weidman, Karen Frimel, Mary Jones

Back: Vicky Reeves, Spence Sorenson, Jolly Ann Whitener, Pam Wolkowitz, Ted Piekutowski, Melissa Byrd, Joyce Fry, Jeff Heinrich, Barb Moreland

Not pictured: Dave and Joan Poos and Jim Weidman who took this photo.

## Vendor Day - 2015



April showers failed to put a damper on our Society's annual Vendor Day Sale. Setup volunteers donned ponchos and hooded jackets to help the various vendors transport their wares inside.

More than sixty-five shoppers spent the afternoon purchasing items from six different vendors. Lots of hostas, huecheras, astilbes, caladiums, petunias and many other shade and sun loving plants found new homes.

Area gardens will be adorned with new concrete stepping stones and sand casted leaves. Glass bird feeders and candle holders will glisten in member's beds.

Mother Nature tried but couldn't stop these stalwart gardeners.



## Vendor Day - 2015



Melissa Byrd helps Brett and Ron Vitoux of Homestead Farms Nursery set up their display of hostas and shade companion plants. I'm curious to see how big my 'Godzilla' Japanese Painted Fern grows.



Denise Lutz selects a hosta from Denny Ricketts of Avalon Acres. Denny's tables bulged with many new cultivars along with some oldies but goodies.



Heather Krapf of Artsy Gardens sold unique garden art made from old glass vases, cups and plates. How these will glisten in the sun!



Gail and Susan Abernathy and Steve and Terry Metzler look over the merchandise brought by Gregg Wesche from Overland Hardware.



One of Polly Deck's cheerful stones. She also brought sand-casted birdbaths made using elephant ear leaves.



Members line up at Terry Fiebig's Meadow Sweet Nursery display. Terry brought a big collection of succulents, caladiums and petunias as well as garden art.



## Keep the Society in Mind – Member Auction coming in July

Our member auction, which is known for having nice, harder to find hostas, is fast approaching. Now is a good time to divide those big clumps in your yards. As you do so, set aside a plant or division for our auction in July. In the spring it's easy to see clumps that are no longer symmetrical or have formed a ring due to center dying out. Besides, it's much more pleasant to be digging and potting now when the air is mild, the lawn is newly green and plants are just poking their heads above the ground, then in hot, humid St. Louis July.

Not sure how to begin. Here are a few hints about dividing hostas.

To get the most divisions from a clump or if the hosta isn't too large, dig out the entire plant. Dig around the clump in a circle at least six inches from the crown, then use your shovel like a lever to lift the clump out of the ground. Many gardeners prefer to use a garden fork to dig and lift as this causes less damage to those important long roots.

Once the clump is out of the ground, wash the roots in a bucket of water or spray with a hose. You can then see that the clump is made up of many individual plants. Next pull any easily removable eyes from the crown. Then try to pull the clump apart. To separate single plants from the crown, use a back and forth pulling motion, working the stems back and forth until they come loose. It might be easier if the plant is in a bucket because the water keeps washing the soil away and makes the roots slick so they can be pulled out of the tangled clump.

If you cannot break the clump apart, you may have to use a sharp knife. Make your cuts through the crown, but not into the roots. Once you have your divisions, plant them as soon as possible. Do not let the roots dry out. If you cannot plant them right away, place some moist soil or peat moss on the roots and put them in the shade. If the roots dry a little bit before you get a chance to replant, soak them in a bucket of water for a while. Do not leave the plants in water for more than a day because the roots will begin to rot.

The above is the preferred method as it results in less damage to the crown, emerging leaves and tender roots. However, if your hostas are too large to lift out of the ground or you want a simpler and less time consuming method, use your shovel to cut through the crown of the clump as it remains in the ground. Carefully dig out the sections you want and replant or pot them. You will lose some of the fans and roots, but the process is much faster. This is a good way to attack those clumps that no longer have a pleasing shape. Just nip off that bulge on the side or back. My husband uses two garden forks placed back to back to pry the divisions apart. The forks cause much less damage to those tender roots than a shovel does. <http://www.bhg.com/gardening>



Remove entire plant. Photo from [www.bhg.com/gardening](http://www.bhg.com/gardening).



Use shovel to cut crown while clump remains in the ground. Photo from <http://hostalibrary.org/misc/div/>



Use knife to cut the crown being careful not to cut too many roots. Photo from <http://hostalibrary.org/misc/div/>



## St. Louis Hosta Society Officials

**Phyllis Weidman** – President  
314-965-7027  
[Pow1031@gmail.com](mailto:Pow1031@gmail.com)

Secretary  
Position open

**Sharon and Mike Schmitt** – Hospitality  
314-719-9305  
[Sharons39@aol.com](mailto:Sharons39@aol.com)

**Dave Poos** – Vice-President  
314-821-1622  
[david.poos@att.net](mailto:david.poos@att.net)

**Cindy Michniok** – Treasurer  
314-434-0946  
[Cmichniok@gmail.com](mailto:Cmichniok@gmail.com)

**Melissa Byrd** – Webmaster  
[mabyrd68@gmail.com](mailto:mabyrd68@gmail.com)

**Joan Poos** – Newsletter Editor  
314-821-1622  
[david.poos@att.net](mailto:david.poos@att.net)

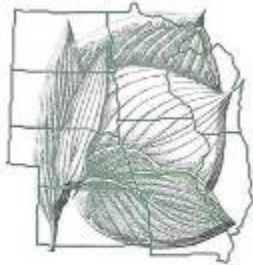
## St. Louis Hosta Society Membership Information

**Contact:** Cindy Michniok  
14300 Quiet Meadow Ct.  
Chesterfield, MO 63017  
[Cmichniok@gmail.com](mailto:Cmichniok@gmail.com)

**Dues:** \$7 per year, \$18 for three years  
Family or Individual

Meetings held at **1:00 PM** at the **Creve Coeur Government Center, 300 N. New Ballas, 63141** (between Ladue Road and Olive), unless otherwise noted.

**Visit our Web site:** [www.stlouishosta.org](http://www.stlouishosta.org)



### Midwest Regional Hosta Society

The Midwest Regional Hosta Society represents Region 5 of the American Hosta Society that includes 9 states.

Membership in the society is \$20.00 for 2 years, which includes two issues per year of the newsletter.

Please mail a check made payable to **MRHS** to:

Barbara Schroeder,  
Treasurer  
1819 Coventry Dr.  
Champaign, IL 61822

along with Name, Address, phone, and email (Most correspondence is by email). For questions email [MRHS.Hosta@gmail.com](mailto:MRHS.Hosta@gmail.com).



### AMERICAN HOSTA SOCIETY

Members receive three issues per year of The Hosta Journal, which includes color photographs of hostas, reports on national conventions, scientific information concerning current research pertaining to hostas, and advertisements of interest to hosta families.

Membership checks should be made out to "AHS," and mailed to:

Sandie Markland, AHS Membership Secretary  
P O Box 7539  
Kill Devil Hills, NC 27948

Dues for one year are \$30 for an individual and \$34 for a family. For more information, visit the AHS website: <http://www.americanhostasociety.org/>